



**OVERVIEW**

The FTFS series is a Field-Adjustable LED center basket troffer light designed to be used in various indoor applications. 1x4 and 2x2 models can be set to 22, 26, 28 or 32W, and 2x4 models can be set to 29, 34, 39 or 49W, in addition to the selectable CCT of 3500, 4000, or 5000K, each form factor of FTFS troffer can be field-adjusted to 12 different configurations.

**APPLICATIONS**

FTFS is ideal for use in healthcare facilities, office spaces and classrooms, where lighting preferences vary from space to space.

- Field-Adjustable 4 light outputs
- White tunable 3 discrete CCT
- Limited Warranty: 5 Years
- Efficacy: 125 LPW
- Lumen Output: 2,700 to 6,600 LM
- Wattage: 22 - 49 W



Project:

Type:

Prepared By:

Date:

**Models**

Model	Size	Watts(W)*	Lumen(LM)*	Efficacy(LM/W)
FTFS22	2x2	22 - 32	2,800 - 4,100	125
FTFS24	2x4	29 - 49	4,300 - 6,600	125
FTFS14	1x4	22 - 32	2,700 - 4,100	125

\* All FTFS models are output wattage & color temperature field-adjustable. see reverse for detailed performance chart.



**Technical Specifications**

**Warranty**

PacLights warrants these LED products will be free from defects in materials and workmanship for a period of five (5) years from the date of delivery to the end user, including coverage of light output, color stability, driver performance and fixture finish. Please refer to our full warranty.

**Qualifications**

**ETL Listing**

Suitable for dry and damp locations

**IESNA LM79 & IESNA LM-80 Testing**

PacLights LED luminaires and LED components have been tested by an independent laboratory in accordance with IESNA LM-79 and LM-80.

**DLC Qualification**

Selected models of this product are on the Design Lights Consortium (DLC) Qualified Products List and are eligible for rebates from DLC Member Utilities.

To view our DLC qualified products, please consult the DLC Qualified Products List at [www.designlights.org/qpl](http://www.designlights.org/qpl)

**Construction**

**Ambient Temperature**

Suitable for up to 40°C (104°F) ambient temperature

**Lens**

Frosted polystyrene

**Housing**

Die-formed, 20-gauge, cold-rolled steel

**Mounting Methods**

Recessed ceiling

**Finish**

Formulated for high durability and long-lasting color

**Green Technology**

Mercury and UV free, and RoHS compliant components.

**LED Characteristics**

**Lifespan**

100,000-hour LED Lifespan based on IES LM-80 results and TM-21 calculations.

**Color Temperature**

Field-adjustable 3500K / 4000K / 5000K

**Color Rendering Index**

CRI > 80

**Electrical**

**Driver:**

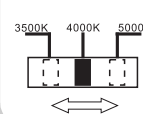
Constant Current, Class 2, 120-277v, 50/60Hz 0-10v dimmable LED drivers provides smooth and continuous dimming.

Power Factor >0.9

THD <15%

Wattage: 2x2 & 1x4 - 22/26/28/32w field-adjustable  
2x4 - 29/34/39/49w field-adjustable

**CCT & Output Field-Adjustable**



CCT & Output DIP switch is divided into three or four gears, sliding left and right, can switch between different wattage and 3500K/4000K/5000K.

**LED Emergency Backup Models**

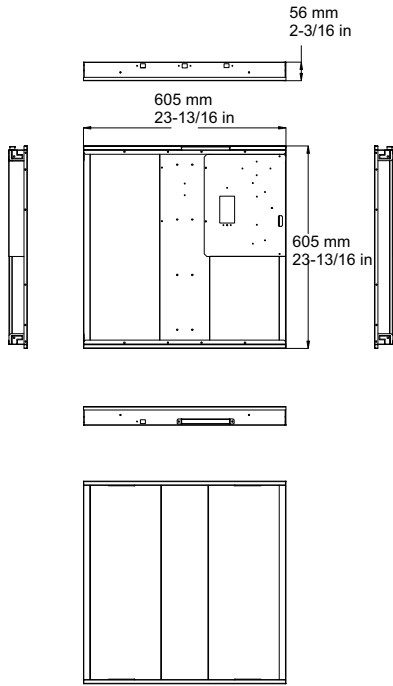


When there is a power outage, the battery will power the FTFS emergency models to an reduced brightness for at least 90 mins.

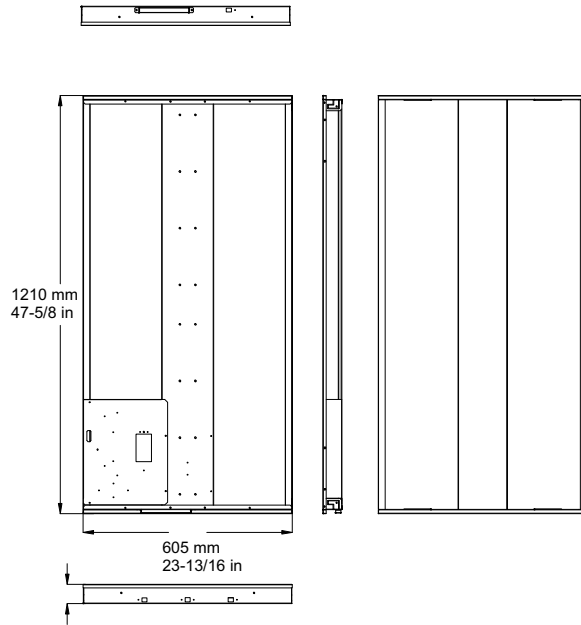
**Ordering Matrix**

Family	Model	Optional function	Optional addons
FTFS			
<b>14</b>	1'x4' ;Field-adjustable 22/26/28/32W & 3500/4000/5000K	[blank] No options	[blank] No options
<b>22</b>	2'x2' ;Field-adjustable 22/26/28/32W & 3500/4000/5000K	<b>EM</b> Emergency Backup	<b>SM</b> Surface mount kit
<b>24</b>	2'x4' ;Field-adjustable 29/34/39/49W & 3500/4000/5000K	<b>DH</b> Bi-level Motion Sensor with Daylight Harvesting	<b>DG</b> Recessed drywall kit

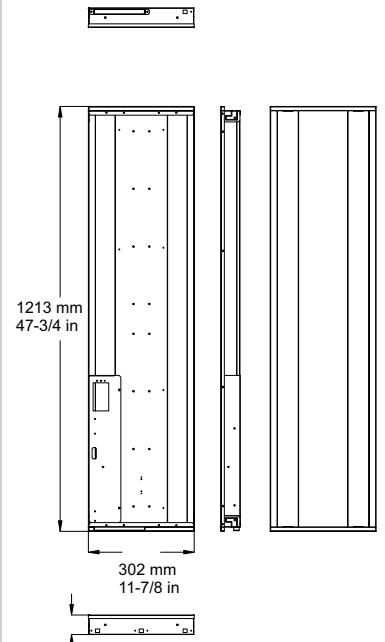
**Dimensions**



**FTFS22**



**FTFS24**



**FTFS14**

**Performance**

**1 X 4**

	22W			26W			28W			32W		
	3500K	4000K	5000K	3500K	4000K	5000K	3500K	4000K	5000K	3500K	4000K	5000K
Lumens	2750	2860	2750	3250	3380	3250	3500	3640	3500	4000	4160	4000
Efficacy (lm/W)	125	125	129	125	125	125	125	125	125	125	125	125
Color Accuracy (CRI)	80	82	82	80	82	82	80	82	82	80	82	82

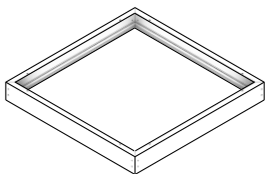
**2 X 2**

	22W			26W			28W			32W		
	3500K	4000K	5000K	3500K	4000K	5000K	3500K	4000K	5000K	3500K	4000K	5000K
Lumens	2850	3000	2900	3450	3600	3500	3650	3850	3700	3950	4150	4000
Efficacy (lm/W)	125	125	125	125	125	125	125	125	125	125	125	125
Color Accuracy (CRI)	80	82	82	80	82	82	80	82	82	80	82	82

**2 X 4**

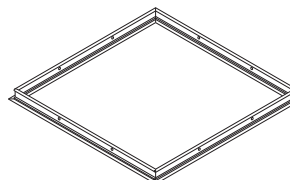
	29W			34W			39W			49W		
	3500K	4000K	5000K	3500K	4000K	5000K	3500K	4000K	5000K	3500K	4000K	5000K
Lumens	4300	4450	4350	4800	4850	4850	5300	5650	5400	6300	6680	6400
Efficacy (lm/W)	125	125	125	125	125	125	125	125	125	125	125	125
Color Accuracy (CRI)	80	82	82	80	82	82	80	82	82	80	82	82

**AC-TFB-SM 14/22/24 Surface Mount Kit (optional)**



SKU	Description
AC-TFB-SM14	Surface Mount Kit for FTFS14
AC-TFB-SM22	Surface Mount Kit for FTFS22
AC-TFB-SM24	Surface Mount Kit for FTFS24

**AC-PAN-DG 14/22/24 Recessed Drywall Kit (optional)**



SKU	Description
AC-PAN-DG14	Recessed Kit for FTFS14
AC-PAN-DG22	Recessed Kit for FTFS22
AC-PAN-DG24	Recessed Kit for FTFS24