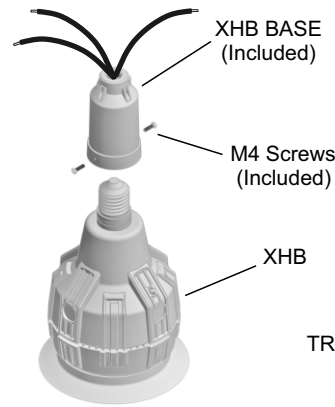


Includes: XHB150, XHB200



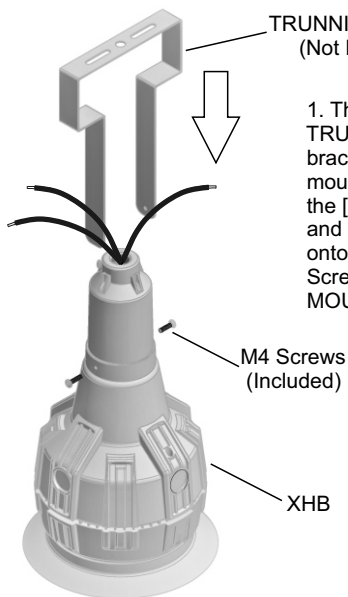
CAUTION: PLEASE FOLLOW THIS INSTRUCTION MANUAL CAREFULLY TO PREVENT ANY INJURIES OR COMPLICATIONS THAT MAY ARISE.

WARNING: Before installing or maintaining the luminaire, make sure all powers are **TURNED OFF**. Verify that supply voltage is correct by comparing it with the label information on all fixtures. Make all connections in accordance with the NEC requirements, and make sure all luminaires are properly secured to prevent any wire complications. This luminaire is to always be installed with the lens facing down and its not to exceed the maximum ambient temperature rating noted on the specification sheet.



The XHB LED luminaire comes with an XHB BASE, available optional TRUNNION MOUNT, and [2] M4 screws to secure both in place. Below is an example of these features.

STEPS FOR TRUNNION MOUNT INSTALLATION (OPTIONAL)



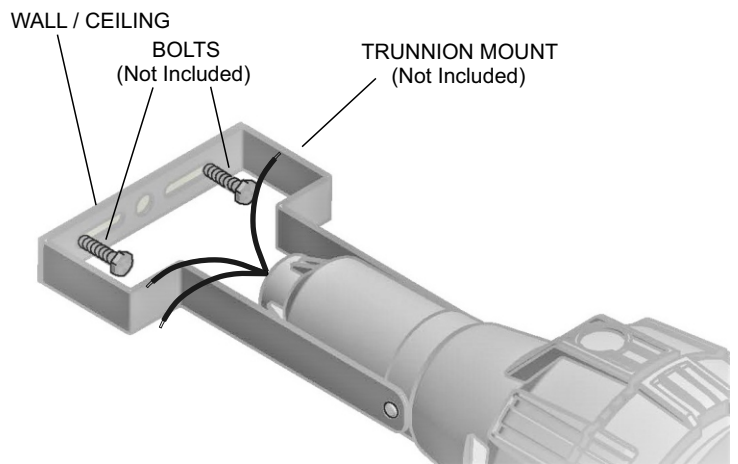
TRUNNION MOUNT
(Not Included)

1. The XHB Luminaire has an optional TRUNNION MOUNT, a surface mount bracket, which can be used to surface mount the XHB Luminaire. Remove the [2] M4 screws from the XHB BASE and install the TRUNNION MOUNT onto the XHB BASE. Tighten the M4 Screws to secure the TRUNNION MOUNT.

M4 Screws
(Included)

XHB

2. Fasten the TRUNNION MOUNT, with the XHB Luminaire, to the mounting surface (WALL or CEILING) with the appropriate bolts by a certified personnel and may vary depending on the mounting surface. (BOLTS not included)

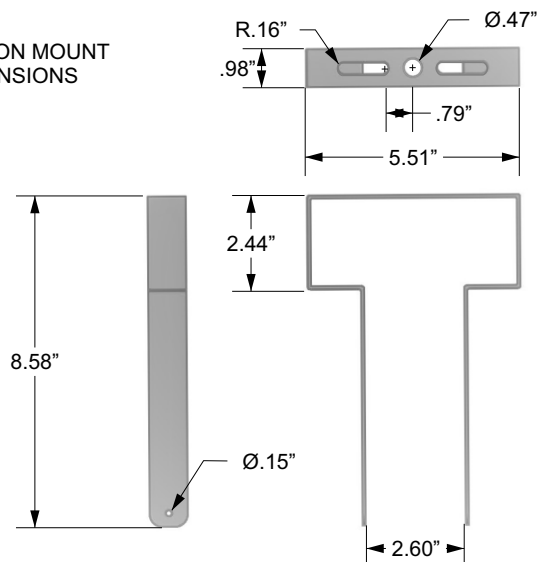


WALL / CEILING

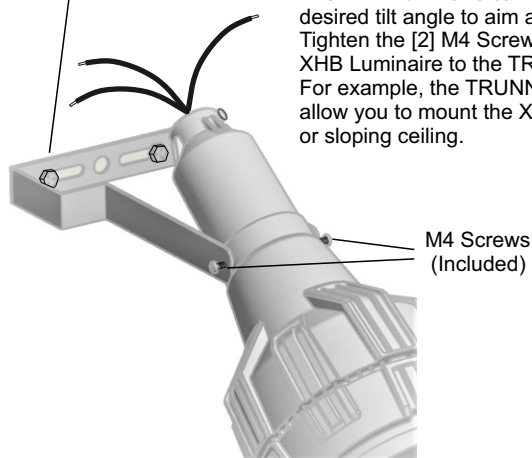
BOLTS
(Not Included)

TRUNNION MOUNT
(Not Included)

TRUNNION MOUNT DIMENSIONS



TRUNNION MOUNT (Not Included)



3. Instead of having the fixture directly surface mounted to a fixed position you can adjust the XHB Luminaire by loosening the [2] M4 screws. The XHB Luminaire can then be rotated to the desired tilt angle to aim at a specific position. Tighten the [2] M4 Screws to firmly tighten the XHB Luminaire to the TRUNNION MOUNT. For example, the TRUNNION MOUNT will allow you to mount the XHB Luminaire to a wall or sloping ceiling.

M4 Screws
(Included)