

VERTICAL



BU series

2,890 - 5,285 Lumen

Compact design LED bulbs to fit most mid-wattage commercial and industrial luminaires.


70w -175w MH equivalent
30w, 40w, 50w LED

Medium base, optional Mogul



MULTI-PURPOSE

GEN 2



BW series

1,500 - 16,500 Lumen

Most versatile LED bulbs for commercial use, built-in surge protection for reliability.

50-400w HID, 30-200w CFL equiv.
12w - 120w LED

lumen & CCT field-selectable*



HORIZONTAL



BH series

3,000 - 13,000 Lumen


Directional and rotatable, IES type III or V lens, LED retrofit for area or flood lights.

70w - 400w MH equivalent
27w - 115w LED

Medium or Mogul base



*available on selected models



Use Phone's Camera App to Capture QR codes on this booklet to view product info



Try it out now!
Capture QR code to Visit
www.PacLights.com

RETROFIT

RETROFIT TROFFER

NEW



RKTF series

2,600 - 5,900 Lumen

Time-saving, cost-effective alternative to full troffer fixture replacement.

retrofit 2'x2' and 2'x4' fixtures
20w - 45w LED field-selectable
3500-5000K CCT field-adjustable



RETROFIT STRIP

NEW



RKSL series

2,400 - 11,900 Lumen

Time-saving, cost-effective alternative to full strip light fixture replacement.

retrofit 4' and 8' fixtures
18w - 90w LED field-selectable
3500-5000K CCT field-adjustable



HAZARDOUS LOCATION



FHZR series

7,200 - 23,250 Lumen

LED Round, Class I, Division 2, hazardous location lights for industrial applications.

Trunnion mount, 3/4" NPT mount
150w - 400w MH equivalent
60w, 100w, 150w LED



FHZL series

5,400 - 16,800 Lumen

LED Linear, Class I, Division 2, hazardous location lights for industrial applications.

3/4" NPT, Surface, Trunnion, Pole
2ft (40w) & 4ft (80w/120w)
40w, 80w, 120w LED



HAZARDOUS



Products
at a
Glance



PacLights, LLC
paclights.com

PacLights is continually improving its products, specifications are subject to change without notice.

PacLights, the PacLights logo are trademark of PacLights,LLC. All other trademarks are the property of their respective owners

Copyright 2021 PacLights, LLC
Rev.21-02

Printed in U.S.A

Outdoor
Industrial
Retrofits
Commercial
& Industrial
Lighting

LED HIGHBAY

<p>NEW</p>  <p>FLHB series 8,500 - 55,000 Lumen The most affordable high bay lighting solution, offers wide range of lumen packages. 120-277v / 480v input; dimmable 65w - 400w LED up to 136 LPW</p> <p>UL LISTED DLC PREEMPTIVE</p>	<p>NEW</p>  <p>FLHC series 8,500 - 55,000 Lumen Cost-efficient platform for programmable bi-level occupancy or daylight harvesting control. 120-277v / 480v input; dimmable 65w - 400w LED up to 136 LPW</p> <p>UL LISTED DLC PREEMPTIVE</p>	 <p>FHUS series 7,000 - 40,000 Lumen Ultra high efficient, includes bi-level occupancy control for maximum energy saving. 120-277v / 480v input; dimmable 60w - 250w LED up to 155 LPW</p> <p>UL LISTED DLC PREEMPTIVE</p>	 <p>FHW series 43,000 - 69,000 Lumen Ultra high lumen packages, active thermal management, heavy duty luminaires. 120-277v / 480v input; dimmable 300w - 480w LED up to 141 LPW</p> <p>Intertek DLC PREEMPTIVE</p>
--	---	--	--

LED FLOOD

<p>GEN 2</p>  <p>FFLA series 2,200 - 11,500 Lumen Low/medium lumen output, compact design, provides illumination over a small area. Knuckle, Slipfitter, Arm mount 15w, 30w, 50w, 70w, 90w LED 3000-5000K CCT field-selectable*</p> <p>UL LISTED DLC PREEMPTIVE</p>	<p>NEW</p>  <p>FFLE series 15,000 - 36,000 Lumen Medium to high lumen outputs, compact, provides illumination over a medium to large area. Flood, Slipfitter, Trunnion mount 100w - 240w LED 120-277v input, dimmable</p> <p>UL LISTED DLC PREEMPTIVE</p>	<p>NEW</p>  <p>FFHL series 67,000 - 142,000 Lumen Ultra high lumen output, provides illumination over an extended large area. Flood, Slipfitter, Arm mount 500w, 750w, 1000w LED 120-277v / 480v input, dimmable</p> <p>UL LISTED DLC PREEMPTIVE</p>
--	--	---

LED AREA & SITE

<p>GEN 2</p>  <p>FPTA series 7,000 - 20,000 Lumen Install to standard tenon top pole, optional photocell or motion controls. Install to tenon top pole 55w, 75w, 150w LED 120-277v input, dimmable</p> <p>UL LISTED DLC PREEMPTIVE</p>	 <p>FALC series 10,300 - 40,800 Lumen Secondary 10kA surge protector, receptacle, photocell or motion control option. Arm, Slipfitter, Flood mount 80w - 300w LED 120-277v / 480v input, dimmable</p> <p>UL LISTED DLC PREEMPTIVE</p>
---	---

LED DOWNLIGHT



NEW



FDLA series
500 - 3,200 Lumen
Commercial downlight, lumen output or color temperature selectable on-site by a switch.
4", 6", 8" and 10" available for new build or retrofit
6w - 33w LED


Intertek
DLC PREEMPTIVE

LED TROFFER & PANEL

 <p>FPNB series 3,200 - 6,600 Lumen Flat panel light, uniquely low profile, with an even level of illumination for all applications. Lay-in, Surface mount, Flange Kit 3500-5000K CCT field-adjustable 25w - 50w LED field-adjustable</p> <p>Intertek DLC PREEMPTIVE</p>	 <p>FTFS series 2,700 - 6,600 Lumen Center basket troffer, offers efficient and volumetric output for all kinds of applications. Lay-in, Surface mount, Flange Kit 3500-5000K CCT field-adjustable 22w - 49w LED field-adjustable</p> <p>Intertek DLC PREEMPTIVE</p>
--	---

LED SPORTS

GEN 2



FFHS series
49,000 - 158,000 Lumen
Ultra high lumen output, provides long range illumination over an extended large area.
Trunnion, Slipfitter mount
400w - 1200w LED
120-277v / 480v input, dimmable

UL LISTED
DLC PREEMPTIVE

LED GARAGE



GEN 2



FCPG series
3,200 - 13,900 Lumen
Compact, provides illumination over an area with low/medium ceiling, such as parking garage.
Surface, Conduit or Suspended
25w - 100w LED
120-277v / 480v input, dimmable

UL LISTED
DLC PREEMPTIVE


LED ROADWAY & HIGH MAST

 <p>FSTA series 4,000 - 19,000 Lumen LED solution for local, collector and major roadways, significantly reducing maintenance. Install to roadway upsweep arms 30w - 165w LED 120-277v / 480v input, dimmable</p> <p>UL LISTED DLC PREEMPTIVE</p>	<p>NEW</p>  <p>FHMA series 28,000 - 107,000 Lumen High mast light, for highway or sites that require lighting over a large area. Install to up to 2-3/8" pipe 200w - 750w LED 120-277v / 480v input, dimmable</p> <p>UL LISTED DLC PREEMPTIVE</p>
---	--

INDOOR

OUTDOOR

LED VAPORPROOF



FVTA series
4,680 - 26,000 Lumen
Corrosion resistant, waterproof and dust proof industrial lighting, metal locking system. NSF.
Surface mount, 2/4/8 ft
Lowbay or Highbay use
36w - 200w LED

Intertek
NSF
DLC PREEMPTIVE


LED LINEAR



FSLA series
3,300 - 6,000 Lumen
Linear strip light provides a clean look for all commercial applications.
Surface/Cable mount, 2/4/8 ft
3500-5000K CCT field-adjustable
20w - 46w LED

Intertek
DLC PREEMPTIVE

LED HIGHBAY




XHB series
20,700 - 28,200 Lumen
Highbay luminaires come with unique design and active thermal management.
120-277v input; dimmable
150w / 200w LED
up to 140 LPW

Intertek
DLC PREEMPTIVE

LED CANOPY

<p>GEN 2</p>  <p>FCPA series 21,000 - 34,000 Lumen Full size, New build or Retrofit, illuminate the area such as under a gas station or service canopy. Surface mount, or 2x2 box retrofit 150w, 180w, 240w LED 120-277v input</p> <p>UL LISTED DLC PREEMPTIVE</p>	<p>NEW</p>  <p>FCPC series 13,000 - 19,000 Lumen Compact, New build or Retrofit, illuminate the area, such as under a gas station or service canopy. Surface mount, or 2x2 box retrofit 95w, 150w LED 120-277v input</p> <p>UL LISTED DLC PREEMPTIVE</p>
---	---

LED WALL MOUNT

<p>GEN 2</p>  <p>FWPT series 3,600 - 20,700 Lumen Ordinary look with extraordinary value added for all wall mount applications. Semi-cutoff, Glass Refractor 29w-150w LED, photocell incl. 3000-5000K CCT field-selectable*</p> <p>UL LISTED DLC PREEMPTIVE</p>	<p>NEW</p>  <p>FWPC series 5,000 - 21,000 Lumen Full cutoff design, options for photocell or motion controls and emergency backup. Full-cutoff 40w - 150w LED 3000-5000K CCT field-selectable*</p> <p>UL LISTED DLC PREEMPTIVE</p>	<p>GEN 2</p>  <p>FWPR series 3,600 - 16,800 Lumen Full cutoff design with rotatable high performance light module(s) for precise beam control. Full-cutoff, rotatable module(s) 25w - 120w LED controls compatible</p> <p>UL LISTED DLC PREEMPTIVE</p>
--	---	---

*available on selected models